ADVANTAGE CONTROLS

DATA SHEET

LIFTX

LIFT STATION MONITOR



The LIFTX Lift Station Monitor saves time and expense by providing real-time status and alarms for a wide range of municipal applications include pump and lift stations.

Stand-Alone Cloud-Based Alarming, Monitoring, and Reporting of Lift Station Conditions via WebAdvantage®.

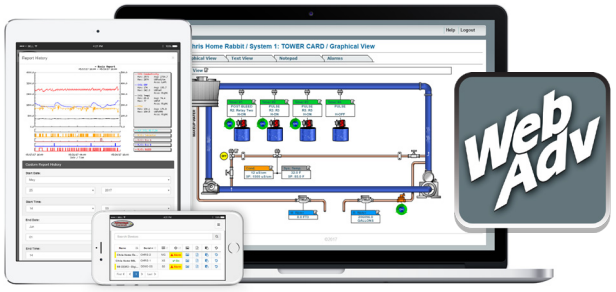

KEY FEATURES

- Built-In Cellular Connection
- Remote Alarms, Alerts, & Status
- Customizable Info/Naming
- 5 or 10 Digital Inputs
- Customizable Notepad
- WebAdvantage® Reporting
- Optional Totalizing Flow Inputs
- Optional (4-8) 4-20 mA Inputs
- Optional (up to 4) 4-20 mA Outputs

PRODUCT OVERVIEW

MegaTron LIFTX monitors provide web-based alarming and reporting of remote lift station conditions, such as: high/low level, pressure, temperature, motor current draw, generator switch over, loss of power, security, and more, with WebAdvantage® cloud-based remote alarming and reporting.

Units come complete with the first 12 months of cellular service for easy start-up and web connectivity.

WebAdvantage® provides web-based dashboard access of settings, conditions, e-mail and text alarming to multiple users and unique custom reporting.

Build a Model .....LIFT - X A X X 1 A X

Step 1 system card functions

Power Options	95-230 VAC
X	95-230 VAC incoming no 24 VDC
1	95-230 VAC incoming plus 24 VDC

Relay Options	(2.5 amp each)
A	(5) dry contact relays
B	(5) powered relays / conduit
C	(5) powered relays with liquid tights
D	(5) powered relays with USA pigtails

mA In/Out Signals	8 signals max
X	None
1	(4) mA inputs
2	(4) mA output control
3	(4) mA inputs and outputs
4	(8) mA inputs

Flow Meter (Pulse) Inputs	
X	None
A	(4) totalizing flow meter inputs

Digital Inputs	
1	(5) digital inputs with alarms
2	(10) digital inputs with alarms

Cellular Service Options	V=Verizon™, A=AT&T™
A	12 months (V)
B	12 months with up to 3-month delay (V)
C	12 months (A)
D	24 month (V)
E	Internal router (V) no data sim

Additional Enclosure Options	
X	Standard enclosure
1	Mounted in MULTI-BOX (17" x 14" x 9")
2	Mounted in 16" x 14" x 8" enclosure

User-friendly, custom keypad/display for setup, programming and alerts.

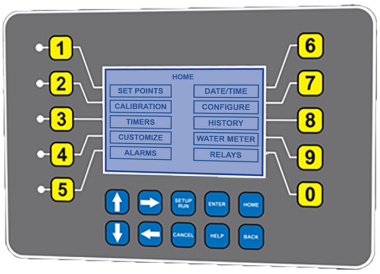

Note: WebAdvantage® has no annual fee but cell service and texting of alarms do have an annual fee.

Specifications

Electrical Input	95-230 VAC, 50/60 Hz
Dry Contact Relay Outputs	Dry contact relay's pass-through current is limited to 125mA at 36 VDC
Powered Relay Outputs	Powered relays are individually fused at 2.5 amps using line current of 120/230 VAC
Display	240 x 128 graphic LCD
Digital Inputs	Inputs have 10K Ω pullup to 3.3 VDC from open collector open drain output
Flow Totalizing Inputs	10K Ω pullup to 5 VDC max rate 2.5 KHz from open collector open drain output
mA Inputs	Optical isolation, 250 Ω / 5 VDC @ 20 mA.Loop voltage to not exceed 30 VDC
mA Outputs	Non-isolated. 12 VDC max load = 400 Ω.Isolated ext 24 VDC max load = 800 Ω
Ethernet	DHCP or static capable with 10/100 WiFi 802.11 (b/g/n)
Approvals	CE, UL61010-1/CSA C22.2 No. 61010-1-12 + A1:2022 (R2022)
Enclosure	NEMA 4X style polycarbonate
Ambient Temp	0° to 125°F (-17° to 52°C)
Shipping Weight	Approximately 10 lbs. (4.536 kg)
Relative Humidity	0 to 100%
Dimensions	11" (27.94cm) W x 11.75" (29.84 cm) H

RELATED PRODUCTS

Learn more about WebAdvantage



Learn more about water quality monitoring



Learn more about MicroLinx pumps

10/2026

4700 Harold-Abitz Dr • Muskogee, OK 74403 Phone: (918) 686-6211 • Fax: (918) 686-6212 www.advantagecontrols.com