

PULSAFEEDER®

Tank Systems are a rugged line of tanks designed to fit most solution handling needs. All tanks are constructed of polyethylene (PE) and come in a variety of sizes. An available stand option provides a Stainless Steel Tripod stand with pump mounting shelf for all tank sizes on the Light and Heavy Duty Tanks.

Light Duty Linear Tanks

15 gallon tanks are translucent with 5 gallon increments and feature child resistant black caps. Other tanks have full fitted lids. 30 gallon tanks are HDPE Cream and 40 gallon tanks are HDPE White. 75 gallon tanks are HDPE Black. They feature a integral molded top with a 4 inch diameter opening.

Heavy Duty Tapered Tanks

Tapered HDPE tanks feature rigid covers which allow the top mounting of CHEM-TECH 100, 200 and most PULSAtron pump models. 1/20 HP Flange Mount Mixers may also be mounted on the cover. Tanks available in 35 and 50 gallon capacities are translucent with 5 gallon graduations. (Not suitable for use with 1/3 HP Flange Mount Mixers.)

Industrial Duty Tank Systems

These tanks and covers are constructed of translucent PE with tank stands constructed of heavy gauge steel with a black corrosion resistant finish. The space conserving base for pump mounting under tank prevents loss of prime by maintaining a flooded suction. Industrial Duty Tank Systems come completely piped with PVC bulkhead, ball valve, Y strainer and suction tubing. Tank features graduated increments in both U.S. gallons and liters.

Features

- Tank sizes from 15 to 200 gallon

Operating Benefits

- Simple Installation.



Aftermarket

- Water Meters
- Gauges
- Dampeners
- Metering Pumps
- Pressure Relief Valves
- KOPkits
- Mixers (Bracket, Clamp, Flanged, Thread Mount)



Tank Systems

Tank Systems

Specifications and Model Selection

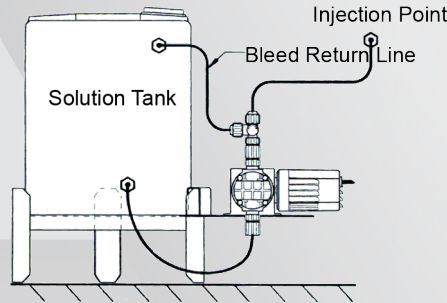
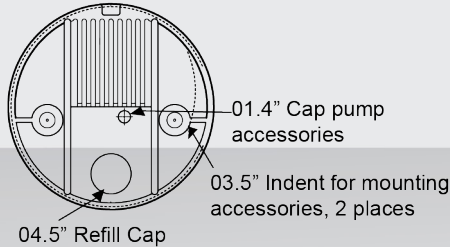
	Size Gallons	Wall	Tank Model	Stand Options			Material	Lid / Cover Type	Pump Mounting Options
				Series 100	Series C, C+, A+ & E*	Series E+ & E (LE33, LE34 & LE44)			
Light Duty	15	0.078"	40375	39320	J39373	J39378	PE Translucent		
	30	0.094"	J40360	39322	J39374	J39379	HDPE		
	40	0.094"	J40361				HDPE		
	75	0.125"	J40362	39324	J39377	J39382	HDPE		
Heavy Duty	35	0.125"	40365	39323	J39375	J39380	HDPE		
	50	0.125"	J40366	39321	J39376	J39379	HDPE		
Heavy Wall	30	0.25"	42400				PE Translucent	Rigid PE Cover	Cover Moun
	55	0.25"	42401						
Industrial	30	0.25"	42402				PE Translucent	FRP w/ White Gelcoat	Base Mount
	55	0.25"	42396						
	100	0.31"	42397						
	150	0.31"	42398						
	200	0.31"	42399						

* Note: All Series E pumps except (LE33, LE34 & LE44)

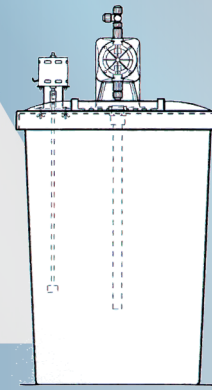
Typical Installations

for 15 to 75 Gallon Tank Systems

35 & 50 Gal Lid



Typical Tank, Stand, Feeder Combination
(shown with 15 Gallon Tank, Stand, Bulkhead Fittings and Chem-Tech Pump-all components are purchased separately.)
Note: When using this type of mount, tank bulkhead fittings are required for the suction and/or return lines. Bulkhead fittings are available in 3/8" O.D. and 1/2" O.D. tubing connections and can be installed at the factory.

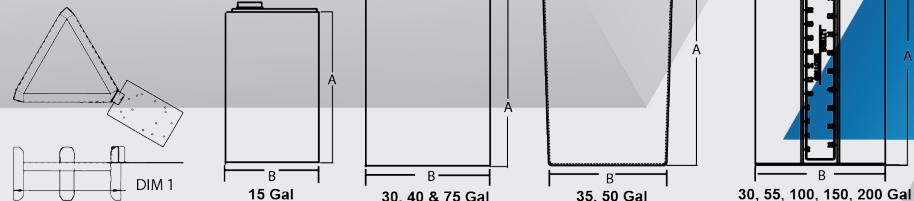


Typical Tank, Mixer, Feeder Combination
(shown with 50 Gallon Tapered MDPE Tank, 1/20 HP Mixer, PULSAtronic Pump and Suction Tube Shield Assembly-all components are purchased separately.)

Dimensions

Tank Model	Size Gal	Dimensions (Inches)			
		Tank Stand	Height Tank	Dia at Base	Dia at Top
40375	15	14.13"	25"	14.5"	
J40360	30	18.63"	32"	18.5"	
J40361	40	18.63"	41.25"	18.5"	
J40362	75	22.63"	41.75"	24.25"	
40365	35	18.88"	28"	20"	23"
J40366	50	18.13"	42.5"	18.5"	23"
42400	30		21.75"	21"	24.5"
42401	55		33.75"	21"	24.5"
42402	30		32"	18"	21"
42396	55		32"	24"	27"
42397	100		37"	30"	33"
42398	150		54"	30"	33"
42399	200		56"	34"	37"

Stand for 15-55 Gal



PULSAFEEDER

27101 Airport Road
Punta Gorda, FL 33982
Phone: +1(941) 575-3800
Fax: +1(941) 575-4085

www.pulsatron.com



An ISO 9001 Certified Company

TS001 E17

IPEX
FLUID & METERING